

THE SPIRIT OF  
RIDERS



***SPIRIT***

# SBC900

INDOOR CYCLE



Stand out with the Spirit Bike. With its low-profile aesthetic, Spirit SBC900 seamlessly fits any studio. But once activated, there's no hiding the motivation that lies within. Our LED beacon, Spirit Intensity, is designed to motivate and empower riders. Strategically positioned LEDs activate in real-time, responding to each rider's performance metrics. With the vivid LED console and Spirit Connect app, light up the session with sparks and competitions. This is where innovative technology and uncompromising quality meet, with the Rider's Spirit.



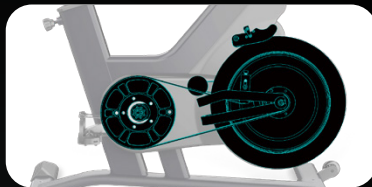
## Spirit Intensity

Meet Spirit Intensity, the LED lighting we created to highlight performance and giving coach easy observation of rider's condition.



## User-generated power supply

The power is now yours to provide. When the pedalling starts, the power starts generating. Your bike requires no cables and batteries, with SBC900, not a single watt is wasted.



## Vivid 5.5" LED console paired with Spirit apps

Visually modified, view all your metrics at a glance. Intelligently linked, SBC900 supports Spirit Connect, enabling equipment management, and creating leaderboards and classes.

That is not all, for all you riders, Spirit Club is also integrated. Pair with your bike, be one on the leaderboard, then thrive for the top. After that, download your workout sessions and track them.




# SBC800

INDOOR CYCLE



The SBC800 takes indoor cycling to new heights of performance. With its meticulously engineered drive system, each stroke is met with a powerful yet silky-smooth pull. Courtesy of the optimized Q factor and gear ratios, the ride is as fluid as an outdoor road bike. Precisely crafted with a one-piece steel, the SBC800's rock-solid frame eliminates wobbles and maximizes rigidity. With Spirit SBC800, ride miles after endless miles.



## One-piece molding and engineered drive system

Maximized rigidity, extended pulling-force, slip-resistant and flex elimination, it just keeps getting better.



## Double-angled stretcher

Ergonomically designed stretcher with two angles that are proven to help riders release their muscle and joint tension.



## Multi-purpose handlebars

With three ergonomically designed handlebars, seamlessly transition hand positions just like outdoor biking. Precisely adjusted angles.

### Sports bar

Superior control, leisurely grip it as you will.

### Aero bar

Ready up, start channelling your raw power.

### Relax bar

Warm up and cool down, relieves posture tension.



## SPECIFICATIONS



### SBC900



### SBC800

#### DRIVE SYSTEM

Drivetrain	High-tension belt, Poly-V	High-tension belt, Poly-V
Drivetrain Gear Ratio	1:4	1:4

#### FEATURES


Powered system	Generator	-
Resistance system	Magnetic	Magnetic
Spirit Intensity LED system	Monitor by HR/ RPM/ WATTS(5 Color)	-
Resistance levels	35 levels with knob	360-degrees twist rotation until magnets stop
Console	Standard, 5.5" LCD	-
Console program	FTP test, Quick start ,HR training , FTP training	-
Leaderboard management	Spirit+ Club app	-
Asset management	Spirit+ Connect app	-
Ant+/Bluetooth enabled	YES	-
WIFI enabled	YES	-
Connect garmin device	YES	-
Emergency stop	Push	Push
Flywheel	Front, 16.8kg, evenly-weighted	Front, 16.8kg, evenly-weighted
Water bottle holder	Dual, integrated on handlebar	Dual, integrated on handlebar
Posts & sliders	Aluminum, slide adjustment	Aluminum, slide adjustment
Saddle adjustments	Vertical and horizontal	Vertical and horizontal
Handlebar type	Ergo-formed, multi-position (Position: relax, aero, sport)	Ergo-formed, multi-position (Position: relax, aero, sport)
Handlebar adjustments	Vertical and horizontal	Vertical and horizontal

#### FRAME

Frame design	One-piece, Steel	One-piece, Steel
Frame stabilizer bars	Oversized, hidden bolts & fixings	Oversized, hidden bolts & fixings
Frame color	Matte black	Matte black
Q factor	170 mm / 6.6"	170 mm / 6.6"
Crank type	Forged steel 170 mm	Forged steel 170 mm
Pedal type	Dual-sided SPD & toe cage	Dual-sided SPD & toe cage
Transport wheels	2	2
Stretch function	YES (2 angle)	YES (2 angle)
Dumbbell holder	Optional	Optional
Pad holder	Optional	Optional
Max. User Weight	165kg	165kg
Product Weight	60.5kg	59.5kg
Product Dimensions	1145x608x1152mm	1100x608x1152mm





Spirit Commercial Fitness 



[spiritcommercialfitness.com](https://spiritcommercialfitness.com)

***SPIRIT***

©2024 ALL RIGHTS RESERVED.